KODEN

Marine Radar

MDC-2000BB Series



LCD monitor (Owner supplied)

Features

- ▶ Entry model with high performance and functions of larger professional grade radars, a really good value
- ▶ Black Box, connects to any display (VGA)
- ▶ Dual Range Display
- ▶ True Trail Function
- ▶ Choice of 1.2ft/2ft Radome (4kW) or 3ft/4ft/6ft Open Array (4kW, 6kW, 12kW)

SPECIFICATIONS

Antenna-scanner unit

Model	MDC-2003BB	MDC-2005BB	MDC-2004BB	MDC-2006BB / 2060BB	MDC-2012BB / 2010BB
	CE model	CE model	CE model	CE model / Standard model	CE model / Standard model
Scanner unit	RB804	RB805	RB806	RB807 / RB717A	RB808 / RB718A
Antenna type	Radome		Open antenna		
Antenna length	1.2 feet	2 feet	3 feet / 4 feet	4 feet / 6 feet	4 feet / 6 feet
Output power (Peak)	4 kW			6 kW	12 kW
Output frequency	9410 MHz ± 30 MHz				
Horizontal beam width	5.9°	3.9°	2.5° / 1.8°	1.8° / 1.2°	1.8° / 1.2°
Vertical beam width	25°		22°		
Rotation	24 rpm or 48rpm				24/42rpm (MDC-2012BB) 24/48rpm (MDC-2010BB)
IF center frequency	60 MHz				
Range accuracy	8 meters or 1% of the range scale selected, whichever is the greater				
Bearing accuracy	1° or less				
Minimum detecting distance	Within 25 m				
Range resolution	Within 25 m				
Warm-up time	2 min				
Pulse width	0.08 µs, 0.15 µs, 0.3 µs, 0.5 µs, 1 µs				

Environmental

Operating temperature	-25°C to +55°C
Water Protection	IPX6

Processor unit

Model	MDC-2003BB	MDC-2005BB	MDC-2004BB	MDC-2006BB / 2060BB	MDC-2012BB / 2010BB
Processor unit	MRM-112				
Display resolution	640×480 pixels (VGA)				
Off-centering	Max. 66 %				
Echo area	2 types (Full screen, Inside of effective diameter)				
Basic range	0.0625 to 32 NM		0.0625 to 48 NM	0.0625 to 64 NM	0.0625 to 72 NM
Range Scales	0.0625 0.125 0.25 0.5 0.75 1 1.5 2 3 4 6 8 12 16 24 32 48 64 72				
Range interval	0.0312 0.0625 0.125 0.25 0.5 1 2 3 4 6 8 12 16 18				
Presentation modes	Head-up, North-up (True motion)***, North-up (Relative motion)*, Course-up (True motion)***, Course-up (Relative motion)*, WPT-up**				
Indication system	PPI, PPI/PPI, PPI/NAV				
Video levels	8 levels (Colors)				
Range unit	NM, km, sm				
Alarms	Echo (IN / OUT), ATA / AIS （CPA / TCPA) etc.				
Functions	Interference rejection, Target expansion, VRM, EBL, Parallel index, Cursor position (Lat/Lon)***, Bearing (true*/relative), Trail***, Slave display monitor input/output, External Buzzer, CCD camera input, Dual display				
Input data format and sentences	NMEA0183 Ver.1.5/2.0/3.0 BEC, BWC, BWR, DPT, DBT, GGA, GLL, GNS, HDG, HDM, HDT, MTW, MWD, MWV, RMA, RMB , RMC, THS, VHW, VTG, XTE				
Output data format and sentences	NMEA0183 Ver.2.0 TTM, TLL				
NMEA input/output port(s)	Total 1: input and output				
AIS interface***(Option)	100 targets (Option)				
ATA(TT)*** (Option)	50 targets (Option)				
Power supply	10.8 to 31.2 VDC				
Power Consumption (at 24 VDC)	65 W or less		80 W or less	110 W or less	130 W or less

Environmental

Operating temperature	-15°C to +55°C
Water Protection	IPX0 (Processor unit, MRM-112), IPX5 (Operation unit, MRO-112)

* Requires bearing data input.
** Requires waypoint data, bearing and latitude / longitude data input.
*** Requires bearing data, ship's speed data and latitude / longitude data input.

CONNECTIONS

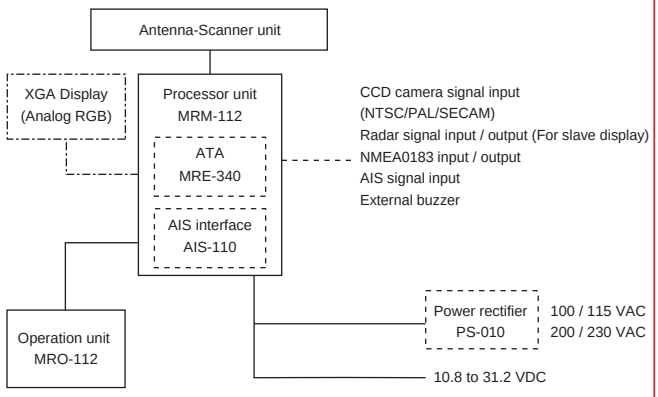

For selecting cable, please contact your nearest distributor
Solid lines: Standard devices and connections
Dashed lines: Optional devices and connections
Dashed-dotted lines: Owner supplied

EQUIPMENT LIST

Standard Equipment

Scanner unit	RB804 / RB805 / RB806	4 kW
	RB807 / RB717A	6 kW
	RB808 / RB718A	12 kW
Antenna unit	RW701A-03	3 feet
	RW701A-04	4 feet
	RW701A-06	6 feet
Processor unit	MRM-112	
Operation unit	MRO-112	With 5 m connecting cable
Connecting cable	RB804 / RB805	242J158055A-10M — 10 m with connectors on both sides
	RB806 / RB717A / RB718A	242J159098A-10M
	RB807 / RB808	CW-845-15M — 15 m with connectors on both sides
DC power cable	CW-259-2M	2 m
Operation manual, Quick reference, Installation material, Fuse		

Option

ATA, AIS interface, CCD camera cable, Gyro/Log interface, Power rectifier, AC power cable, Connecting cable

DIMENSIONS AND WEIGHT

Unit: mm (inch)

Processor unit:
MRM-112

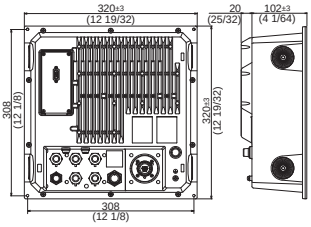

Weight: 5.1 kg (11.5 lb)

Operation unit:
MRO-112

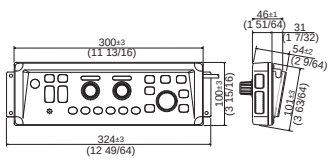

Weight: 0.94 kg (2.07 lb) inclusive base

Antenna-scanner unit:

RB804

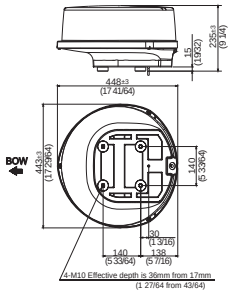

Weight:8.3kg (18.3lb)

RB805

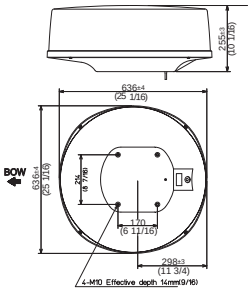

Weight:10 kg (22.5 lb)

RB806

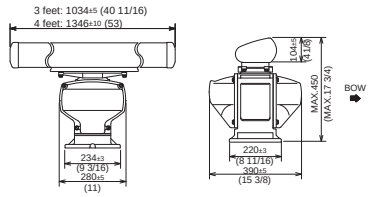

Weight: 3 feet: 21.5 kg (47 lb)
4 feet: 22.5 kg (50 lb)
6 feet: 24.5 kg (54 lb)

RB717A / RB718A / RB807 / RB808

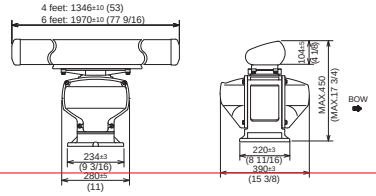

Weight: RB717A / RB718A
4 feet: 23 kg (51 lb)
6 feet: 25 kg (56 lb)

RB807 / RB808
4 feet: 24 kg (53 lb)
6 feet: 26 kg (57.5 lb)

• Design and specifications are subject to change without notice.

KODEN Koden Electronics Co., Ltd.

Tamagawa Office:
2-13-24 Tamagawa, Ota-ku, Tokyo, 146-0095 Japan
Tel: +81-3-3756-6501 Fax: +81-3-3756-6509
Uenohara Office:
5278 Uenohara, Uenohara-shi, Yamanashi, 409-0112 Japan
Tel: +81-554-20-5860 Fax: +81-554-20-5875

overseas@koden-electronics.co.jp

www.koden-electronics.co.jp

Safety precaution To ensure proper and safe use of the equipment, please carefully read and follow the instructions in the Operation Manual.

For details, please contact:

21-05 Printed in japan

To ask about this model or to buy

Every sale is made direct, so you can talk it through first

Call

Michael McGlinn

0494 901 661

sales@westcoastmarineelectronics.com.au

https://westcoastmarineelectronics.com.au/

West Coast Marine Electronics, Fremantle, Western Australia

This page was added by West Coast Marine Electronics. The pages of this brochure are the maker's own and have not been changed. Makers change specifications from time to time, so please call to confirm before you rely on them.